

# Academic Resources for High School Students

Mrs. Denise Martin

HS Assistant Principal Instruction

Classroom Intervention Specialist

Welcome  
to  
High School!

---

**I am Mrs. Denise Martin, the High School AP of Instruction and the Classroom Intervention Specialist for the school. I am excited to introduce you to tips for high school success and some important resources available to your 9th grade student.**


---



# TIPS for High School Success

- *Begin with the end in mind ...*
- Know How You are Smart
- Use an Agenda
- Prepare for Tests
- Study Smart
- Take Good Notes
- Complete Homework/Classwork





## Know How You Are Smart.

- - Knowing your learning style helps you understand how you engage in learning.
- - Take the learning style quiz using the link to the left. After taking the quiz, you will know what your learning style is and be linked to study tips that compliment your style.

# Learning Style Assessment


# Use an Agenda.


\*You can also sync all your class assignments to Google Calendar (directions here-> )

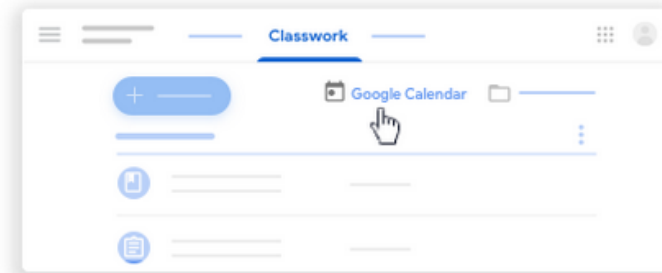
## View due dates and events in your Google Calendar

In your Google Calendar, you can find all your class calendars. Guardians can't see anything in Google Calendar unless you share a calendar with them.

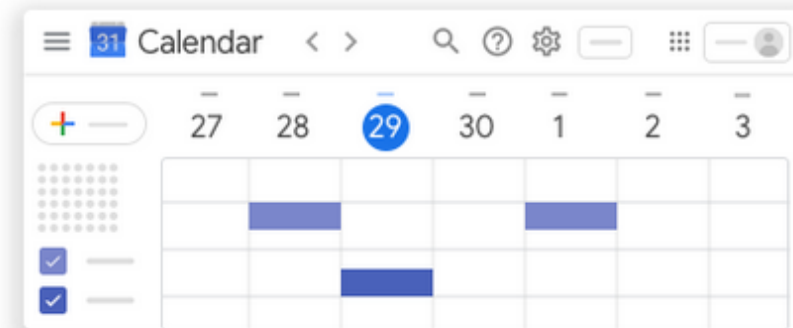
1. Go to [classroom.google.com](https://classroom.google.com) and click **Sign In**.

Sign in with your Google Account. For example, *you@yourschool.edu* or *you@gmail.com*. [Learn more](#) .

2. Click the class > **Classwork**.
3. At the top, click Google Calendar .



4. For details, click an item.



5. (Optional) To see or hide other class calendars, on the left, under **Other calendars**, check or uncheck the box next to a class.

# Prepare for Tests

## 1- Prepare early

- Ask questions
- Listen in class
- Take notes
- Reading done before test

2- Make sure you know what information the test will cover and what kind of test it will be.

**“Before anything else, preparation is the key.”**

*-Alexander Graham Bell*

# Study Smart

## Where and When to Study

- **Comfortable, quiet, well-lit area (NOT your bed!)**
- **Eliminate distractions**
  - NO cell phone, TV, games
- **Study when you are most alert**
- **Don't procrastinate!**

## Organize your Study Time

- **Prioritize your work- most important tasks first**
- **Chunk- break large assignments into smaller pieces**
- **Alternate types of work**
- **Take breaks (30 min. study/5 min. break)**

# Take Good Notes

<b>CUES</b>	NAME, DATE, TOPIC, CLASS
WRITTEN SOON AFTER CLASS	<b>NOTES</b>
ANTICIPATED EXAM QUESTIONS	TAKEN DURING CLASS
MAIN IDEAS OR PEOPLE	<ul style="list-style-type: none"><li>• MAIN POINTS</li><li>• BULLET POINTS</li><li>• DIAGRAMS / CHARTS</li><li>• ABBREVIATE</li><li>• PARAPHRASE</li><li>• OUTLINES</li><li>• LEAVE SPACE BETWEEN TOPICS</li></ul>
VOCABULARY WORDS	
USED FOR REVIEW & STUDY	<b>CORNELL NOTE-TAKING METHOD</b>

← 2½" →      ← 6" →

↑ 2" ↓

**SUMMARY**  
WRITTEN AFTER CLASS. BRIEF SUMMARY HIGHLIGHTING THE MAIN POINTS IN THE NOTES ON THIS PAGE.  
USED TO FIND INFO LATER.

Name:

## Main Idea and Details

Main Idea:

↓      ↓      ↓

Detail:       Detail:       Detail:

Summary:

© oakdome.com      CCSS.ELA-Literacy.RI.3.2 - 4.2 - 5.2



# Turn in Classwork and Homework!

- Zeros KILL your grade! (turn in something- even partially done is better than nothing!)
- Know about each teacher's late policy. (Syllabus)
- Ask questions if unsure.

HOW DO  
HIGH  
PERFORMING  
SCHOOLS  
RESPOND  
WHEN  
STUDENTS  
DO NOT  
LEARN?



Set high expectations coupled with extra help and extra time



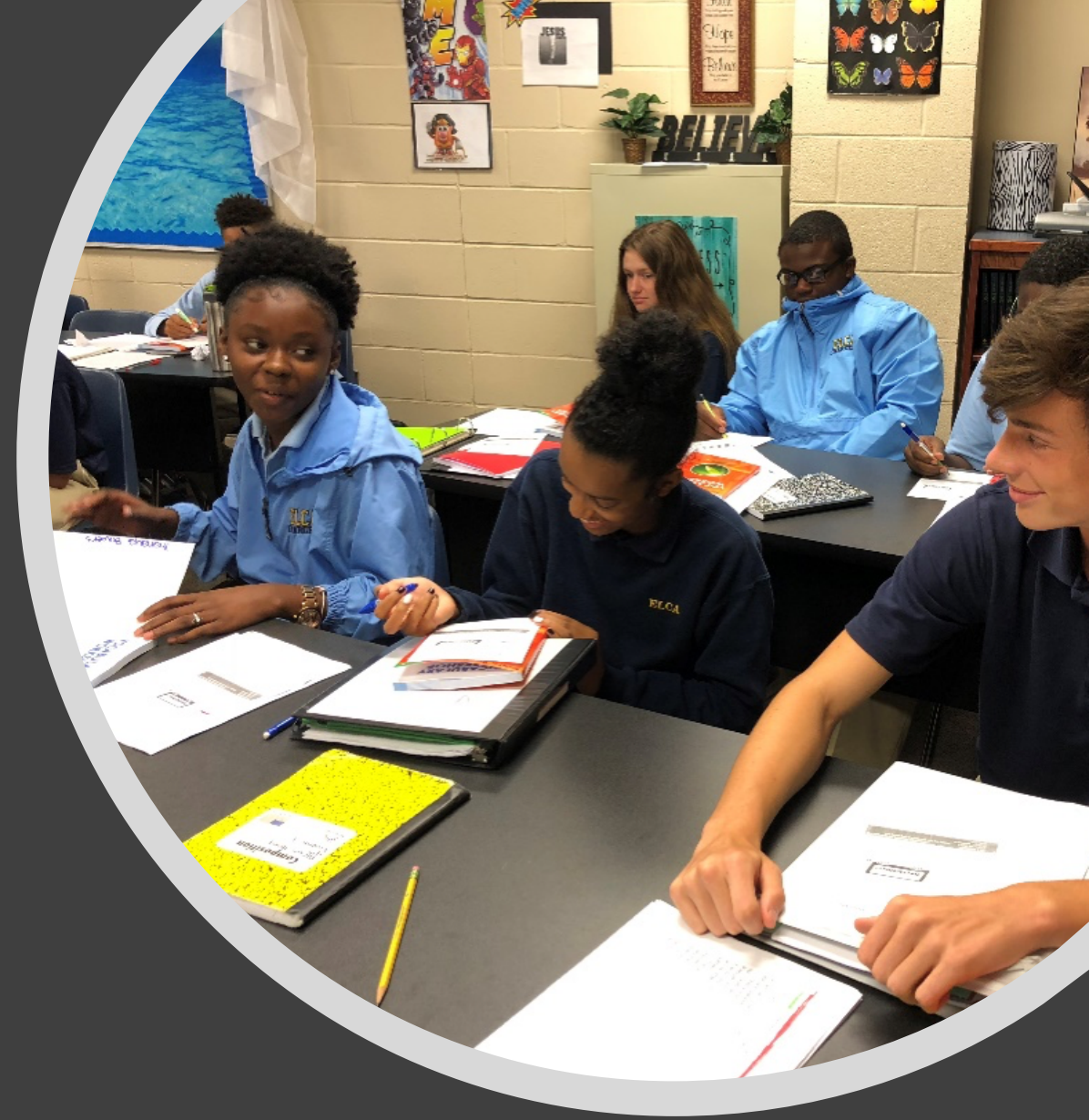
Use a systemic approach to identify struggling students



Provide extra help and assistance *in multiple ways.*

# Instructional Focus

- Instructional Focus (IF) is a twenty-five minute non-credit bearing course that affords students the opportunity for tutoring and/or enrichment during the school day. IF is an extension of the fifth period class in which students have scheduled time to complete various assignments, homework or projects. IF also serves as a vehicle for mandatory tutoring for those students who may need additional assistance in mastering mathematical concepts or in improving reading and writing skills.



**Instructional  
Focus:**

**Academic  
Enrichment /  
Extension**

---

**Enrichment**

---

**Extension – IF Learning Lab**

---

**IF Extension on Fridays**

---

**IF Extension with Content Teacher**

---

**Self-Assessment Tracking Sheets**

# 5<sup>th</sup> Period IF Schedule

---

- IF Coordinator –  
Cary Davis  
cary.davis@eagleslandi  
ng.org

- 

---

Lunch A		Lunch B	
11:34 - 12:28	CLASS	11:34 – 12:28	CLASS
12:30 – 12:55	LUNCH	12:30 – 12:55	IF
1:02 – 1:27	IF	1:02 – 1:27	LUNCH

# We Offer Peer-tutoring!!

Students are ready to tutor in all subject areas.

- Find and fill out the tutoring form. (directions ---→)
- Students charge from \$10-\$20 per 45-minute session depending on the subject.
- Both in-person and virtual tutoring are available.

## GO TO:

- Elcaonline.org
  - Academics
    - High School
      - Peer-tutoring
- Fill out the Form with contact info., subject, times available, and a peer-tutor will contact you.

Questions??

Feel free to  
contact me.



Mrs. Denise  
Martin



Denise.martin@eagleslanding  
.org